




Cabinet Loudspeaker



VOE Series

USER MANUAL

Please read this manual of instructions carefully prior to operation. Comply with the instructions for proper set-up and operation. Please take proper care of this manual for handy reference in the future.

NOTES:

1. Never operate this product beyond its specifications, which might influence its life span as well as performance.
2. Never remove and repair this product on your own upon any breakdown or malfunction occurs. Try to contact service personnel as soon as possible.

Application Area

Multi-Function Hall, Conference room, Theater, Stage, Music Hall, Stadium, etc. It can be installed on the floor or hanging on the ceiling.

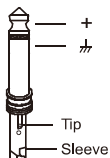
Warning:

1. When several speakers connected to a power amplifier, you should use speakers with series and parallel connection, must be detailed calculations impedance of the speakers which connected to amplifier, make sure the speakers' impedance connected not less than the amplifier rated minimum impedance to avoid damaged amplifier or sound system worked not properly.
2. In order to obtain a small harmonic distortion and wide flat frequency response, should ensure that the amplifier's rated power is not less than 1.5 times the total power of the speakers.

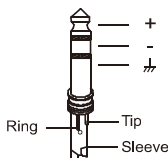
Wire Connections

Either the 1/4" TRS phone jack or XLR connector can be wire in balanced and unbalanced modes, which will be determined by the actual application status, please wire your system as the following wiring examples.

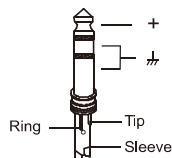
For 1/4" TRS Connector



TS Type Unbalanced

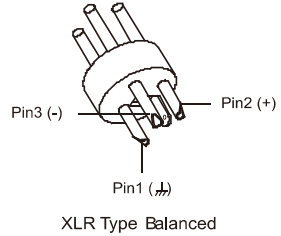
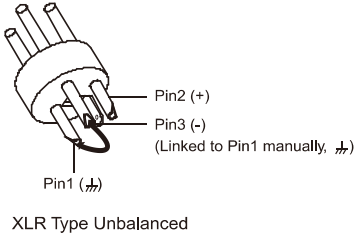


TRS Type Balanced



TRS Type Unbalanced


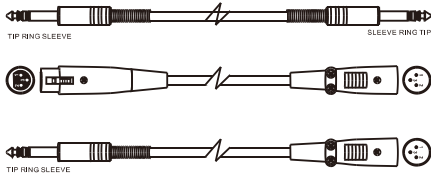
For XLR Connector



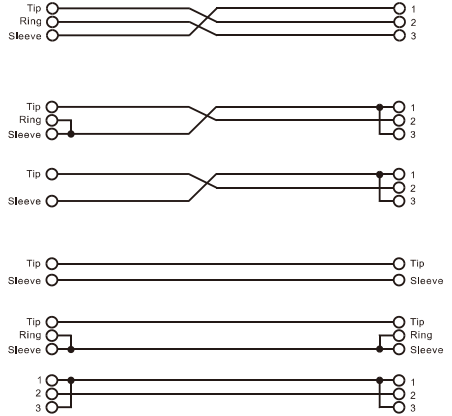
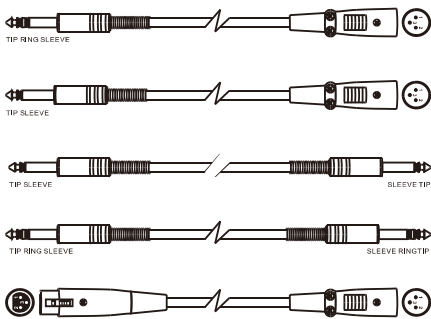
In-line Connection

For these applications the unit provides 1/4" TRS and XLR connectors to easily interface with most professional audio devices. Follow the configuration examples below for your particular connection.

Balanced

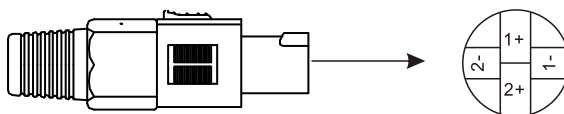


Unbalanced



For Passive Speaker Cabinets

Please only use the SPEAKON connectors to make connections with other signal source equipment for the passive speaker cabinets. The SPEAKON connector has four terminals: 1+, 1-, 2+, 2-.



In our cabinets, only 1+/1- are used to connect the speaker+/speaker-, and 2+/2- are not used.

Technical Specifications

Model	VOE 8	VOE 10	VOE 12	VOE 15
LF unit	8" LF unit	10" LF unit	12" LF unit	15" LF unit
HF unit	1" HF unit	1" HF unit	1" HF unit	1" HF unit
Rated power	200W	300W	400W	500W
Continuous power	400W	600W	800W	1000W
Peak power	800W	1200W	1600W	2000W
Frequency Response	65Hz~20kHz	60Hz~20kHz	50Hz~20kHz	48Hz~20kHz
Sensitivity(1W/m)	98dB	98dB	102dB	103dB
MAX SPL	121dB	123dB	128dB	130dB
Impedance	8Ω	8Ω	8Ω	8Ω
Directivity(H*V)	90° * 60°	90° * 60°	90° * 60°	90° * 60°
Material	Composite board box, metal mask, plastic handle, rubber foot pad			
Colour	Black(RAL 9005)			
Dimension(W*D*H)	277*300*460mm	334*335*583mm	380*350*625mm	430*386*700mm
Weight	13.2kg	16.8kg	22.5kg	25.6kg

在操作本产品之前，请仔细阅读此手册。严格遵守手册中正确的设置和操作说明。
请妥善保管此手册以便在之后的时间查阅使用。

注意：

- 1、请不要在规范之外操作此产品，将可能影响它的寿命和性能。
- 2、在产品发生故障或操作失灵时，请不要随意移动或自行修复，请尽快联系专业维修人员处理。

应用领域

适用于多功能厅、会议厅、剧场、舞台、音乐会、体育场馆等各种场所。安装方便，既可地面放置，亦可吊挂安装

警告：

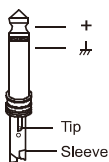
- 1、多个音箱连接到一台功放使用时，需要把音箱串联和并联结合使用，必须详细计算音响串联和并联后的阻抗，必须保证连接好音箱后的阻抗不小于功放额定的最小阻抗，以免烧坏功放或使音响系统工作异常。
- 2、为了获得小的谐波失真度和宽阔平坦的频率响应，应保证功放的额定功率不小于音箱总功率的1.5倍。

接线说明

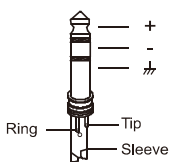
1/4" TRS接头或XLR接头都能根据实际应用，连接为平衡模式或非平衡模式。

详细接线如下：

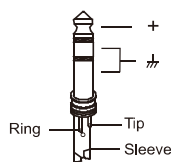
1/4" TRS接头



TS Type Unbalanced

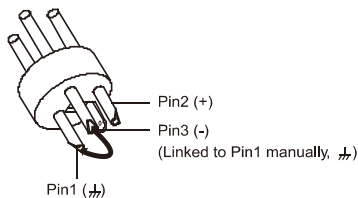


TRS Type Balanced

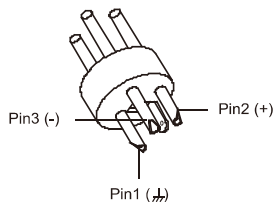


TRS Type Unbalanced

XLR接头



XLR Type Unbalanced



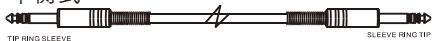
XLR Type Balanced

线路连接:






通过以下示例, 1/4" TRS接头或XLR接头能够迅速实现与专业音频设备的连接。

详细接线如下:

平衡式

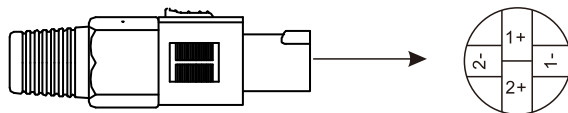


非平衡式



无源音箱连接:

在将无源音箱连接至其他信号源设备时, 通过SPEAKON接头进行连接。SPEAKON接头有4个端子: 1+, 1-, 2+, 2-。我们的音箱仅使用1+/1-端子连接至扬声器的正负极, 2+/2-未使用。



规格参数

型号	VOE 8	VOE 10	VOE 12	VOE 15
低音单元	8"低频驱动器	10"低频驱动器	12"低频驱动器	15"低频驱动器
高音单元	1"高频驱动器	1"高频驱动器	1"高频驱动器	1"高频驱动器
额定功率	200W	300W	400W	500W
连续功率	400W	600W	800W	1000W
峰值功率	800W	1200W	1600W	2000W
频率响应	65Hz~20kHz	60Hz~20kHz	50Hz~20kHz	48Hz~20kHz
灵敏度(1W/m)	98dB	98dB	102dB	103dB
最大声压级	121dB	123dB	128dB	130dB
阻抗	8Ω	8Ω	8Ω	8Ω
指向性(H*V)	90° * 60°	90° * 60°	90° * 60°	90° * 60°
材料	复合板箱体, 金属面罩, 塑胶手柄, 橡胶脚垫			
颜色	黑色(RAL 9005)			
尺寸(W*D*H)	277*300*460mm	334*335*583mm	380*350*625mm	430 * 386 * 700mm
重量	13.2kg	16.8kg	22.5kg	25.6kg



Manufactured to German Standards.
Specifications are subject to change without notice.
© KLOTZ Systems